

Since 2007

Professional Manufacturer

ISO9001:2015 Certification

OEM/ODM Service





Short Delivery Date

100% Quality Inspection



ISO 9001:2015 certified metal fabrication and finishing services. 100,000 Sq. ft. facility. Capabilities include: fully automated laser cutting, CNC punching, shearing, saw cutting, CNC machining, CNC turning, CNC sheet bending, sheet rolling, certified welding, robotic welding, stamping, tube bending, tube rolling, angle rolling, powder coating, wet coating, CARC, glass bead blasting, paint stripping, assembly and inventory management. Prototypes to production. Materials include carbon steel, stainless steel, aluminum, galvanized, plate and structural steel. Serving a wide array of industries. Welding certifications include D1.1, D1.3, etc.











Floating Shelf Brackets with Lip

Item No.	Product Picture	Product Content	Usage	Size
LB		4x brackets 8x screws M4.5*50mm 8x screw M4*20mm 8x dry wall anchor 8x brick wall anchor		4x6" 5x8" 6x7.25" 6x8" 6x9.25" 6x10" 8x11.25"
LUB		4x brackets 8x screws M4.5*50mm 8x screw M4*20mm 8x dry wall anchor 8x brick wall anchor		
LDB		4x brackets 8x screws M4.5*50mm 8x screw M4*20mm 8x dry wall anchor 8x brick wall anchor		
DLB1		4x brackets 8x screws M4.5*50mm 8x screw M4*20mm 8x dry wall anchor 8x brick wall anchor		
DLB2		4x brackets 8x screws M4.5*50mm 8x screw M4*20mm 8x dry wall anchor 8x brick wall anchor		
TFLB8	Type 1 	4x brackets 12x screws M4.5*50mm 8x screw M4*20mm 12x dry wall anchor 12x brick wall anchor		
TFLB9				
TFLB10				
STFLB8	Type 2 	4x brackets 12x screws M4.5*50mm 8x screw M4*20mm 12x dry wall anchor 12x brick wall anchor		
STFLB9				
STFLB10				




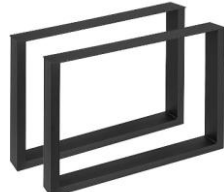





Heavy Duty Blind Shelf Supports

Item No.	Product Picture	Product Content	Usage
FSB6		4x Brackets 8x Quality Screws 8x Drywall Anchors 8x Brick/Concrete Anchors	
FSB8			
NFSB6		4x Brackets 8x Quality Screws 8x Drywall Anchors 8x Brick/Concrete Anchors	<p>STUDS PERFECT FIT FOR STUDS  Use the Strong Zinc Plated Screws</p> <p>SOLID WALLS WIDE GRIP FOR SECURE HOLD  Use the Quality Solid Wall Plug</p> <p>DRYWALL WIDE GRIP FOR STRONG HOLD  Use the Strong Nylon Drywall Plug</p> <p><small>When mounting on studs through drywall use the screws without pre-drilling and without plugs. When mounting on solid walls like brick or concrete use the Solid Wall Plug. Pre-drill with a 1/8" drill bit. When mounting on drywall use the Strong Nylon Drywall Plug. Pre-drill with a 1/8" drill bit.</small></p>
NFSB8			
HDFSB6		4x Brackets 16x Quality Screws 16x Drywall Anchors 16x Brick/Concrete Anchors	
HDFSB8			
SPFSB8		4x Brackets 16x Quality Screws 4 x Screws for shelf 16x Drywall Anchors 16x Brick/Concrete Anchors	
SPFSB10			
SPFSB12			
SPFSBL8		4x Brackets 16x Quality Screws 4 x Screws for shelf 16x Drywall Anchors 16x Brick/Concrete Anchors	
SPFSBL10			
SPFSBL12			
LFSB20		2x Brackets 12x Quality Screws 12x Drywall Anchors 12x Brick/Concrete Anchors	
LFSB32		2x Brackets 12x Quality Screws 12x Drywall Anchors 12x Brick/Concrete Anchors	
LFSB44		12x Quality Screws 12x Drywall Anchors 12x Brick/Concrete Anchors	

Floating Shelf Brackets

Item	Picture	Packages details	Usage
FSB-A		4x Brackets 8x Long Screws for Wall 8x Short Screw for Shelf 8x Drywall Anchors 8x Brick/Concrete Anchors	
FSB-B		4x Brackets 8x Long Screws for Wall 16x Short Screw for Shelf 8x Drywall Anchors 8x Brick/Concrete Anchors	
FSB-C		4x Brackets 8x Long Screws for Wall 8x Short Screw for Shelf 8x Drywall Anchors 8x Brick/Concrete Anchors	
FSB-D		4x Brackets 8x Long Screws for Wall 8x Short Screw for Shelf 8x Drywall Anchors 8x Brick/Concrete Anchors	
FSB-E		2x Brackets 6x Long Screws for Wall 4x Short Screw for Shelf 6x Drywall Anchors 6x Brick/Concrete Anchors	

<p>FSB-F</p>		<p>4x Brackets 8x Long Screws for Wall 8x Short Screw for Shelf 8x Drywall Anchors 8x Brick/Concrete Anchors</p>	
<p>FSB-G</p>		<p>4x Brackets 8x Long Screws for Wall 8x Short Screw for Shelf 8x Drywall Anchors 8x Brick/Concrete Anchors</p>	
<p>FSB-H</p>		<p>1x Brackets 6x Long Screws for Wall 2x Short Screw for Shelf</p>	
<p>FSB-I</p>		<p>4x Brackets 12x Screws for Wall 12x Drywall Anchors 12x Brick/Concrete Anchors</p>	

Product Picture	Product Details	Product Picture	Product Details
	Material: Carbon Steel Finish: Powder Coated Size A: Height 29", width 735mm Tube: 80x80mm, thickness 1.5mm Size B: Height 420mm, width 400mm Tube: 80x40mm, thickness 0.9mm		Material: Carbon Steel Finish: Powder Coated Size A: Height 29", width 710mm Tube: 80x40mm, thickness 1.5mm Size B: Height 420mm, width 400mm Tube: 80x40mm, thickness 0.9mm
	Material: Carbon Steel Finish: Powder Coated Size A: Height 29", width 710mm Tube: 80x40mm, thickness 1.5mm Size B: Height 420mm, width 400mm Tube: 80x40mm, thickness 0.9mm		Material: Carbon Steel Finish: Powder Coated Size A: Height 29", width 750mm Tube: 80x40mm, thickness 1.5mm Size B: Height 420mm, width 400mm Tube: 80x40mm, thickness 0.9mm
	Material: Carbon Steel Finish: Powder Coated Height 29" Tube 2x2", thickness 1.5mm Base plate 68x68mm, thickness 5mm		Material: Carbon Steel Finish: Black Textured Powder Coated Dimension: 1.5x1.5x28"
	Material: Q235 steel Finish: Black Powder Coated Thickness: 3mm Width: 1.6" Size: 6.7"x11"x15.7"		Material: Q235 steel Finish: Black Powder Coated Thickness: 4mm Width: 1.6" Size: 6.7"x11"x15.7"
	Material: Q235 steel Finish: Black Powder Coated Thickness: 3mm Width: 1.6" Size: 6.7"x11"x15.7"	<h2>Application</h2> <p>For coffee table and dining table</p>	









Hairpin Legs

Product Picture	Product Details	Usage
	<p>Material: Carbon Steel Base plate: 120x120x40cm, thickness 3mm 2 Rod: diameter 10mm/12mm Height: 4" 8" 10" 12" 14" 16" 18" 20" 24" 28" 34" Includes: 4x Hairpin Legs 4x Floor protection 12x M4*20 screws 12x M4*40 screws 1x Brown box</p>	
	<p>Material: Carbon Steel Base plate: 120x120x40cm, thickness 3mm 3 Rod: diameter 10mm/12mm Height: 4" 8" 10" 12" 14" 16" 18" 20" 24" 28" 34" Includes: 4x Hairpin Legs 4x Floor protection 12x M4*20 screws 12x M4*40 screws 1x Brown box</p>	
Color Choice		
		

Photo							
No	#711	#35	#69	#10	#20	#65	#66
Weight/set (kg)	0.383	0.653	0.532	0.56	0.21	0.653	0.653
Box size	20x14x4cm	15x15x5cm	21.5x10x5.2cm	15x15x5cm	10x7x3cm	Opp	Opp bag Package
							
							
Photo							
No	#71	#67	#68		#71		
Weight/set(kg)	0.2	0.847	1.217		0.25		
Box size	15x15x5cm	21.5x10x5.2cm	43.5x12.5x6.5cm		15x15x5cm		

CANGZHOU LTD Bike Pedal Rack & Rear Carrier Rack

hengxiang industry park, nanpi county, cangzhou city, hebei province, china

Product Model	Product Picture	Product Content	Usage
BR-001		1x Pedal rack with 3M silicone pad 1x Tire rack 2x 3M wall protection pads 5x M5*50 Screws 5x M6*40 Anchors 1x Instructions 1x Custom Box	
BR-002		1x Pedal rack with 3M silicone pad 2x Tire rack 7x M5*50 Screws 7x M6*40 Anchors 1x Instructions 1x Custom Box	
BR-003		1x Bike Rear Carrier Rack 3x M8*80 Screws 3x Washer 3x M12*60 Anchors 1x Custom Box	



BR-004



BR-005



BR-006



BR-007












BR-008



BR-009

Item No.	Product picture	Description	Usage
DEL9785		<p>4 inch diameter black hard rubber wheel with 360-degree swivel and universal mount 125-lb load capacity</p>	
DEL9786		<p>6 in Wheel Made of steel and stainless steel Works with wood gates and can support up to 200 lbs</p>	
DEL9787		<p>6 in Wheel Use with 1-3/8" - 1-7/8" Pipe Includes Adjustable Steel U-Bolts For Mounting</p>	
DEL9788		<p>6 in Wheel Fits round tube gate 1-5/8" to 2" O.D. Overall Height</p>	

<p>DEL9789</p>		<p>6 in solid rubber Wheel 7" between tires Includes Adjustable Steel U-Bolts For Mounting</p>	
<p>DEL9790</p>		<p>J Bolt Hinge</p>	
<p>DEL9791</p>		<p>Ideal for shed doors, driveway gates, corral gates, wood windows</p>	
<p>DEL9792</p>		<p>4/6/8/10/12inches</p>	

DEL9793		5/6/8inches	
DEL9794		Self Closing Gate Hinge,Steel	
DEL9795		Self Locking Hevy Duty Gate Latch	